PANEL 1

Funnel:
Funnel 02

TEMPLATE IS @ 1/2 SIZE
(3) prints to make (1) complete graphic
Total Graphic Area: 105.25″w X 200″h
Total Visual Area: 95.25″w X 190″h

Please be sure to include the 5″ bleed around the perimeter (note trim & stitch locations on template). DO NOT design any critical elements (text, logos, etc.) outside of gray area on template.

General Art Guidelines:

- CMYK Color Mode
- All Solid Coated Pantone colors should be called out in the art as spot colors
- Embed all images and support files
- Resolution must be 200-240 ppi @ 1/2 size, 100-120ppi @ 100% size
- All fonts must be created to outlines
- Do not scale artboard
- Background color/images must bleed to the edge of artboard
- Do not use spot colors from template in your artwork as they will not print

PANEL 2

PANEL 3

bleed area
trim line
safe zone

PANEL 1

Funnel:
Funnel 02

TEMPLATE IS @ 1/2 SIZE
(3) prints to make (1) complete graphic
Total Graphic Area: 105.25"w X 200"h
Total Visual Area: 95.25"w X 190"h

Please be sure to include the 5" bleed around the perimeter (note trim & stitch locations on template). DO NOT design any critical elements (text, logos, etc.) outside of gray area on template.

General Art Guidelines:

– CMYK Color Mode

– All Solid Coated Pantone colors should be called out in the art as spot colors

– Embed all images and support files

– Resolution must be 200-240 ppi @ 1/2 size, 100-120ppi @ 100% size

– All fonts must be created to outlines

– Do not scale artboard

– Background color/images must bleed to the edge of artboard

– Do not use spot colors from template in your artwork as they will not print

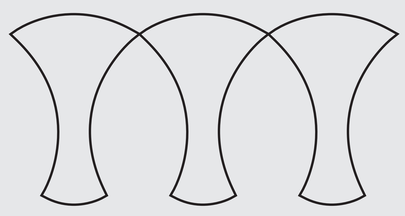

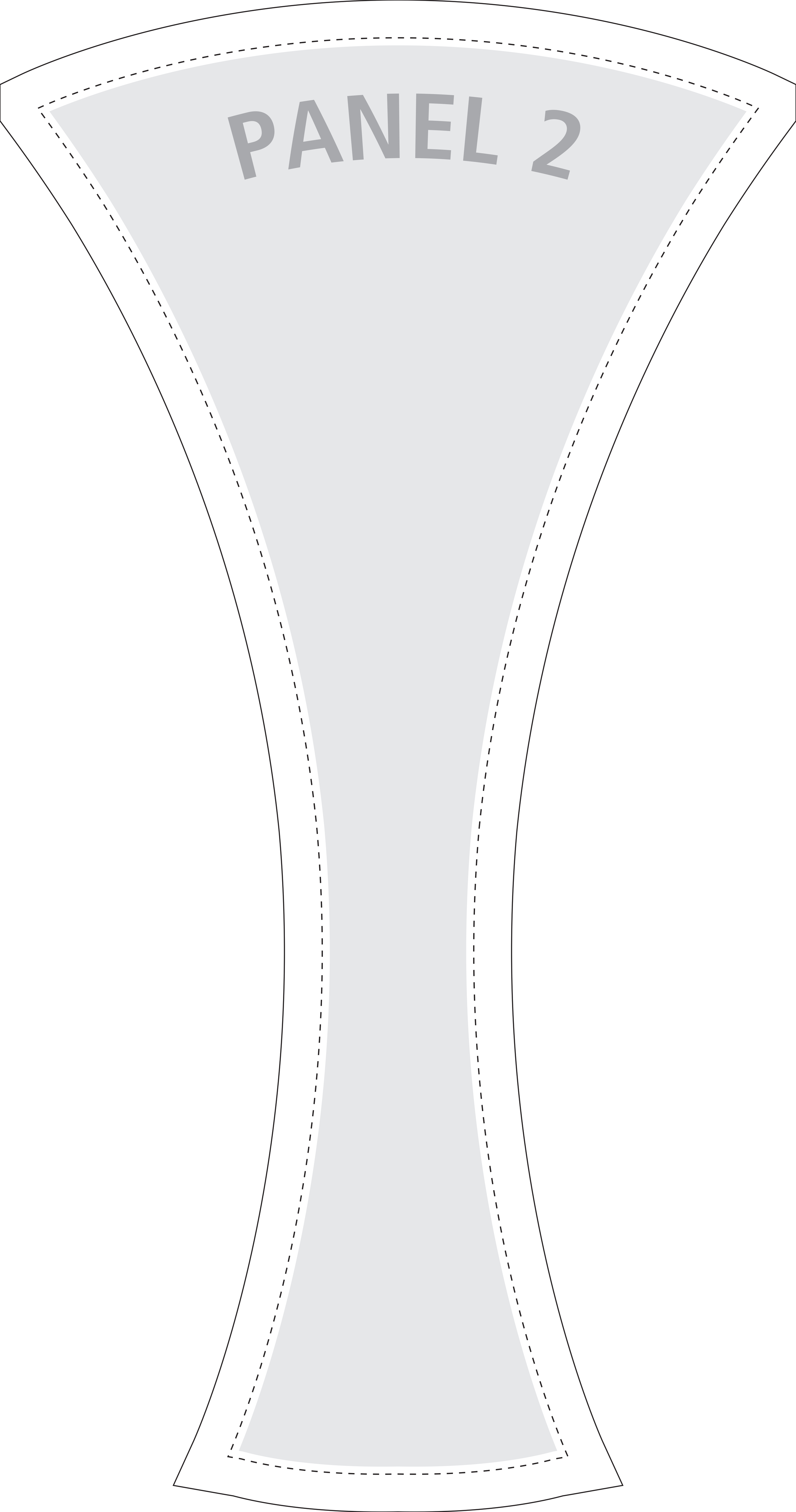
PANEL 2

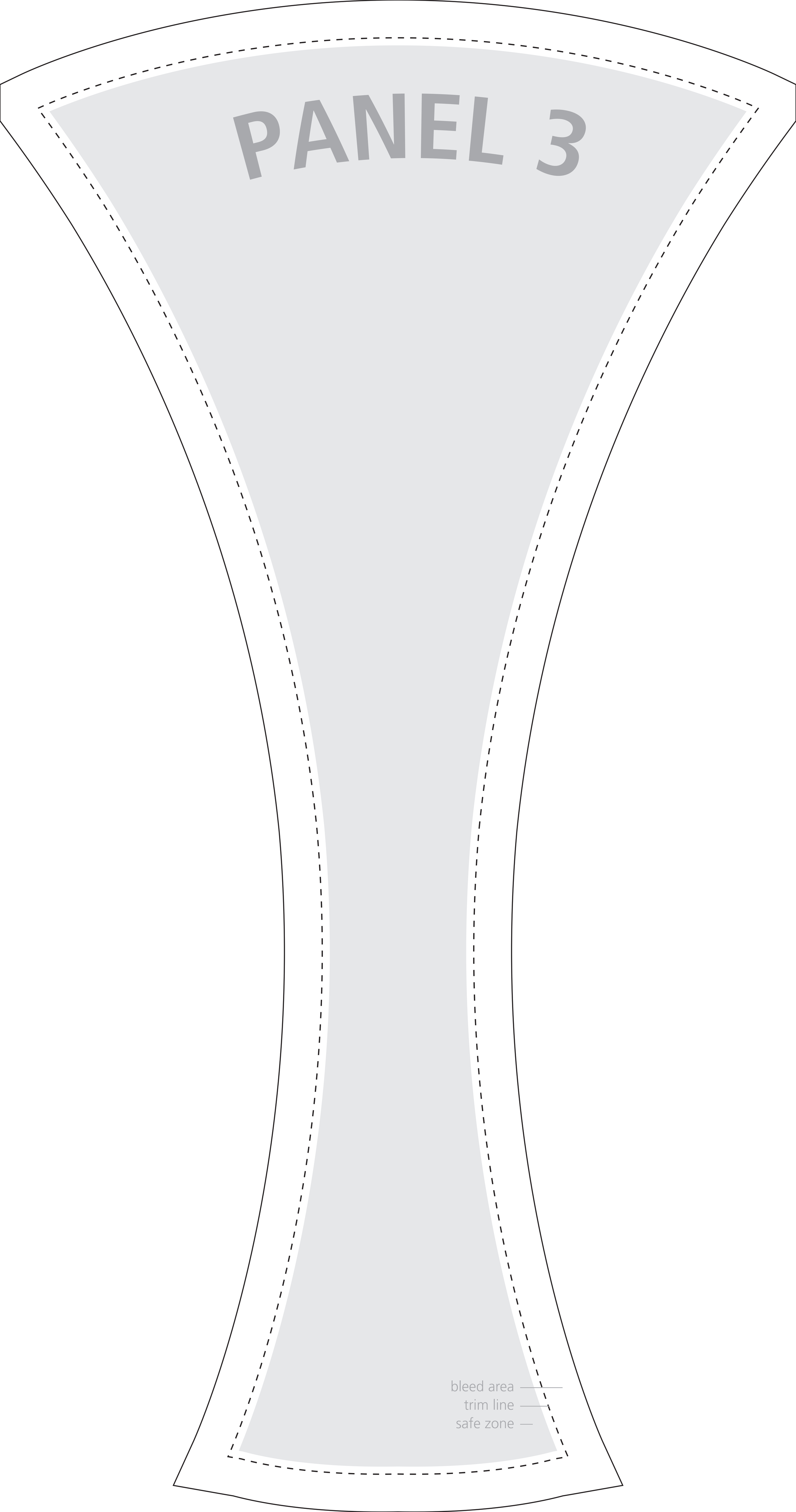
PANEL 3
bleed area
trim line
safe zone