

Formulate Cube

Total Graphic Area: 28" w X 28" h

Total Visual Area: 24" w X 24" h

5 printed sides and an unprinted bottom

Please be sure to include the 2" bleed around the perimeter (note trim & stitch locations on template). DO NOT design any critical elements (text, logos, etc.) within 2" of the edge.

General Art Guidelines:


- CMYK Color Mode
- All Solid Coated Pantone colors should be called out in the art as spot colors
- Embed all images and support files
- Resolution must be 100-120 ppi
- All fonts must be created to outlines
- Do not scale artboard
- Background color/images must bleed to the edge of artboard
- Do not use spot colors from template in your artwork as they will not print

SIDE 1

bleed area

trim line

safe zone





SIDE 2

bleed area

trim line

safe zone





SIDE 3

bleed area

trim line

safe zone





SIDE 4

bleed area

trim line

safe zone



TOP

bleed area

trim line

safe zone

